

1

2

3

4

RevNo1.0	This Plan of 3rd Brillouin Zone of FCC Lattice model is prepared for construction.	11/15/2025	Checked
----------	--	------------	---------

A

A

B

B

C

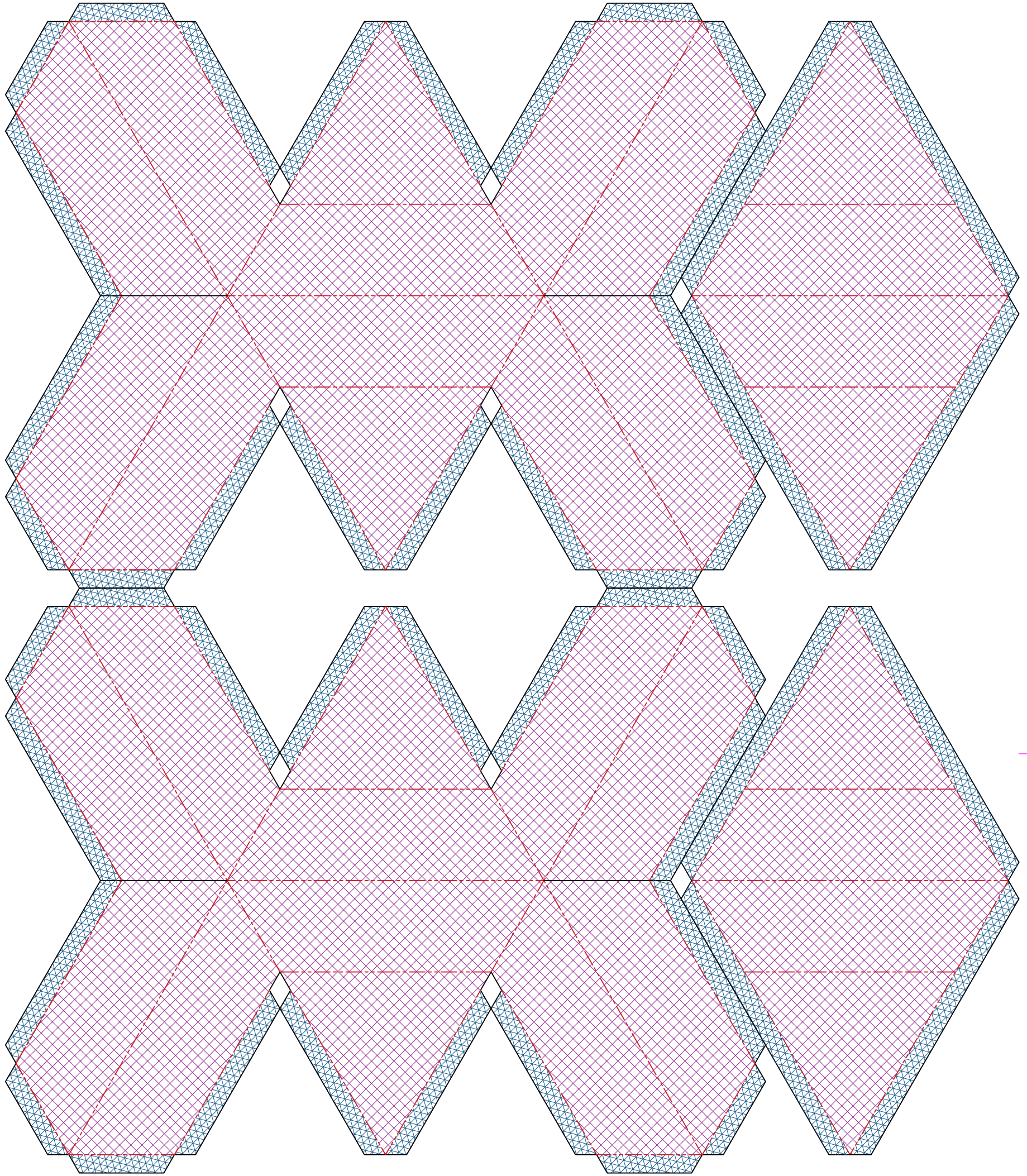
C

D

D

E

E



### Guide Table

Flooding Line	
Cutting Line	
Margin Area (For Sticking other Items Together)	
Useful Area (Main Parts of Items)	

All Dimensions in Millimeter

ELECTRONIC_LASER_THIRD_BRILLOUIN_ZONE_OF_A_FCC_LATICE_2D_PLAN		Sheet Size: A3	
Designed by	Checked by	File name	
MOHAMMADREZA_YAVARZADEH	DR_HASSAN_KAATUZIAN	MOHAMMADREZA.YAVARZADEH.40030042.LASER.ELECTRONICS.FREE.HOMEWORK.2.ARRENGEMENT.2	
NOTE:		No. of Items	Scale
<ol style="list-style-type: none"> <li>This drawing represents the layout of a Third Brillouin Zone for FCC lattice as part of a free homework for the Electronic Laser course in the Electrical Engineering Faculty in Amirkabir University of Technology (Tehran Polytechnic)</li> <li>All dimensions are in millimeter unless otherwise specified.</li> <li>Ensure compliance with all relevant safety and environmental regulations during construction and operation.</li> <li>Any discrepancies found in the drawing should be reported to the project supervisor immediately as mentioned in project.</li> <li>This drawing is intended for educational purposes only.</li> <li>Pay attention on Scale for construction purpose.</li> </ol>		24	1
		Date	REVISION
		11/15/2025	2.0
		Approved by - date	Sheet
		11/17/2025	2

F

F

1

4

1

2

3

4

RevNo1.0

This Plan of 3rd Brillouin Zone of FCC Lattice model is prepared for construction.

11/15/2025

Checked

A

B

C

D

E

F

A

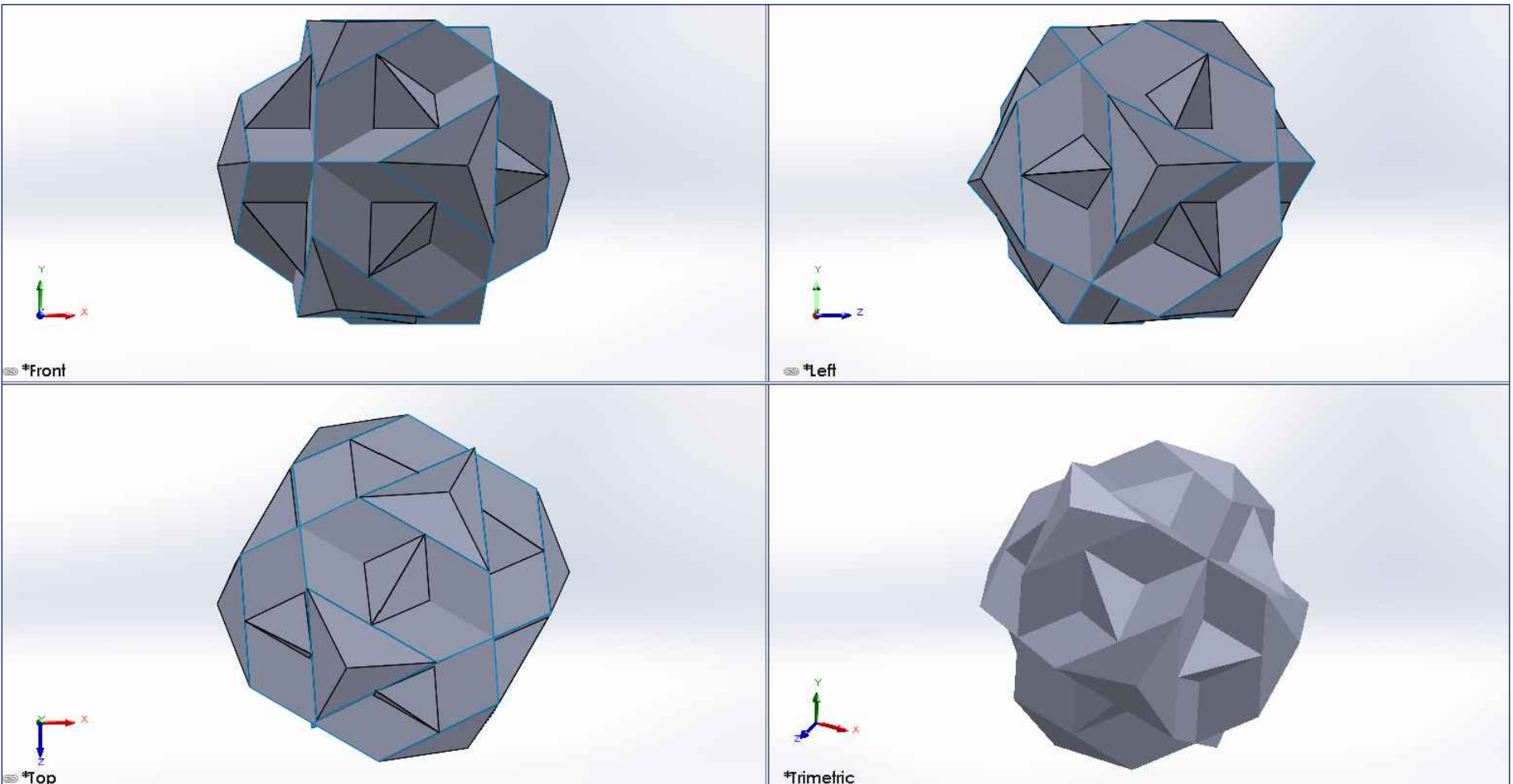
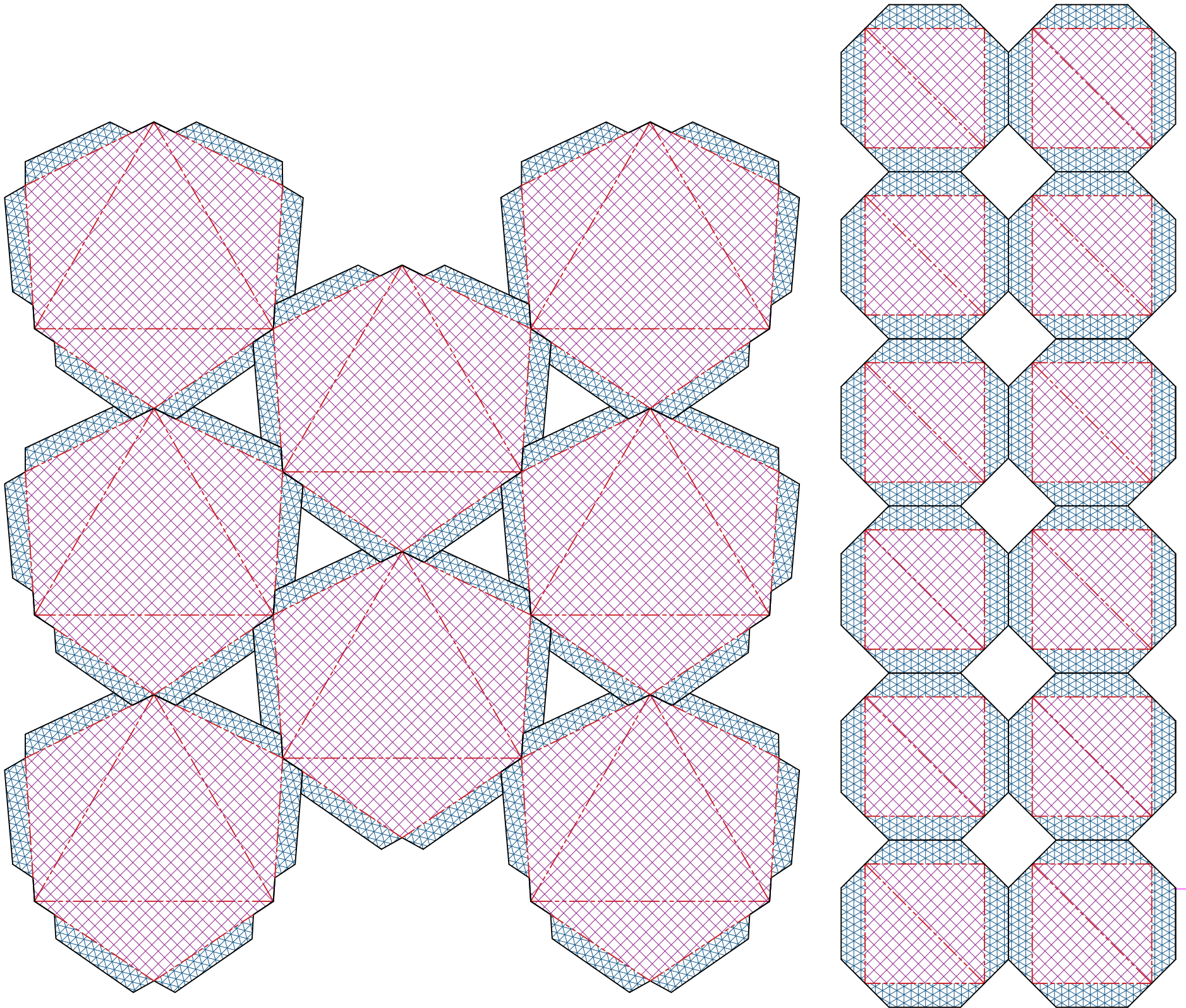
B

C

D

E

F



1

4